



PUBLIC WORKS DEPT.

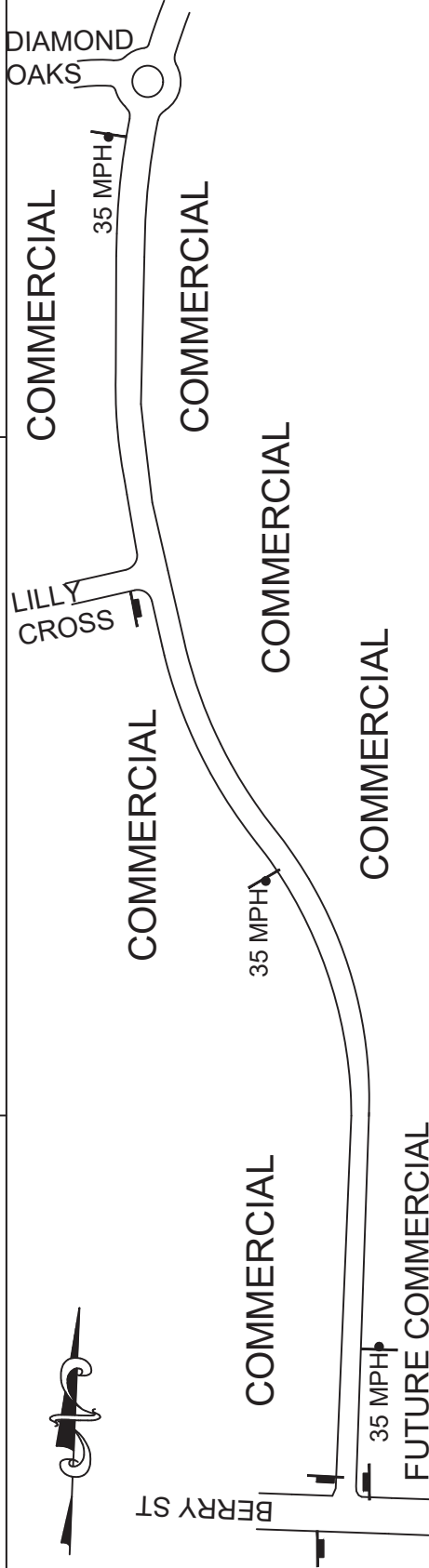
TRAFFIC ENGINEERING AND SPEED MAP
SPEED ZONE SURVEY

ROAD NAME:

RESERVE DR

BERRY ST TO DIAMOND OAKS RD

STRIP MAP



ROADWAY WIDTH	42'
NO. OF LANES	2
AADT	4844
DIVIDER TYPE	PAINTED
CRITICAL SPEED (85th %)	40.1 MPH
PACE SPEED	30-39
3-YEAR ACCIDENT HISTORY	1
EXISTING SPEED LIMIT	35 MPH
RECOM. SPEED LIMIT	35 MPH
SEGMENT LENGTH	.54 MI.

LEGEND STOP SIGNS SPEED LIMIT SIGN TRAFFIC SIGNAL

	STOP SIGNS	SPEED LIMIT SIGN	TRAFFIC SIGNAL	ROADSIDE COND.
61-75		0		SCHOOL <input type="checkbox"/>
51-60		32*		RESIDENCE <input type="checkbox"/>
41-50		758*		BUSINESS <input checked="" type="checkbox"/>
31-40		2760*		PARKS <input type="checkbox"/>
1-30		1294*		OPEN SPACE <input type="checkbox"/>
				BIKEWAY <input checked="" type="checkbox"/>



COMMENTS: NO PARKING ON BOTH SIDES OF STREET. NO RECOVERY AREA

*HOSES USED FOR SPEED SURVEY. TOTAL VOLUME EQUALS 4844. SOME RECOVERY AREA SCHOOL ROUTE

City of Roseville Engineering and Traffic Survey Summary

Street: RESERVE DR
Limits: BERRY ST
DIAMOND OAKS RD

Field Observer: RY, HC
Checked By: J CERVANTES
Date: 9/29/2021

Factors	Direction: NB/SB	
<u>A. Prevailing Speed Data</u>		
Location of Survey	150' North of Lilly Cross Dr.	
85th Percentile	40.1 MPH	
10 mph Pace	30-39	
Percent in Pace	56.6%	
Posted Speed Limit	35	
<u>B. Collision History</u>		
Date Range Covered	04/26/2018 to 04/26/2021	(3 YEARS)
Total Collisions	1	
Collision Rate (Acc/MVM)	0.35	
Expected Collision Rate	2.95	
<u>C. Traffic Factors</u>		
Average Daily Traffic	4844	
Length of Segment	2834	
Lane Configuration	Single Lane Each Direction	
Street Classification	Collector	
<u>D. Conditions Not Readily Apparent</u>		
Conditions	See: Roadside Conditions on the Speed Zone Survey Map.	
Roadway Geometrics	Horizontal Curve	
Comments	Park; Limited Sight Distance; Class II bike lanes	
<u>E. Adjacent Land Use</u>		
	Commercial	
Posted Speed Limit	35	
Speed Limit Change?	NO	
Revised Speed Limit	N/A	
Approved and Authorized for release by City of Roseville Traffic Engineering Department:		
		
		<u>12-7-21</u> Date
		Loc.#

Direction: SB

9/29/2021	> 15 - 20 MPH	> 20 - 25 MPH	> 25 - 30 MPH	> 30 - 35 MPH	> 35 - 40 MPH	> 40 - 45 MPH	> 45 - 50 MPH	> 50 - 55 MPH	> 55 - 60 MPH	> 60 - 65 MPH	> 65 - 70 MPH	Total
Time 0 - 15 MPH	0	0	0	2	3	6	2	0	1	0	0	15
12:00 AM	0	0	0	0	1	0	0	0	0	0	0	2
1:00	0	0	0	0	1	0	0	0	0	0	0	2
2:00	0	0	0	0	1	0	0	0	0	0	0	1
3:00	0	0	0	2	0	0	0	0	0	0	0	2
4:00	0	0	0	1	0	1	0	0	0	0	0	3
5:00	0	1	2	4	8	5	1	0	1	0	0	23
6:00	0	0	3	9	20	10	2	1	0	0	0	45
7:00	2	0	4	13	103	48	5	2	0	0	0	282
8:00	1	8	11	3	28	21	2	1	0	0	0	127
9:00	1	11	25	6	41	14	5	2	0	0	0	129
10:00	1	8	14	7	17	4	0	0	0	0	0	93
11:00	2	10	27	8	28	13	3	0	2	0	0	137
12:00 PM	1	8	34	8	33	10	2	1	0	0	0	145
1:00	0	7	20	6	23	19	3	2	0	0	0	131
2:00	0	6	28	16	55	36	12	1	0	0	0	263
3:00	0	3	28	10	35	24	8	3	1	0	0	166
4:00	1	9	24	5	33	71	35	9	0	0	0	187
5:00	0	8	31	23	43	78	32	4	0	0	0	219
6:00	0	7	21	12	29	42	17	3	0	0	0	131
7:00	0	7	12	11	32	31	12	5	0	0	0	110
8:00	1	3	6	9	14	27	6	0	0	0	0	66
9:00	0	4	3	3	16	20	9	2	1	0	0	58
10:00	0	1	5	2	11	10	5	2	0	0	0	38
11:00	0	0	1	0	6	10	1	1	0	0	0	19
Total	10	101	298	147	548	854	75	16	5	0	0	2392
		Percentile	15th	50th	85th	95th						
		Speed	23.5	35.3	40.6	44.3						
		Mean Speed (Average)	34.1									
		10 MPH Pace Speed	30-39									
		Number in Pace	1388									
		Percent in Pace	58.0%									
		Number > 45 MPH	96									
		Percent > 45 MPH	4.0%									
Grand Total	10	101	298	147	548	854	75	16	5	0	0	2392
Stats		Percentile	15th	50th	85th	95th						
		Speed	23.5	35.3	40.6	44.3						
		Mean Speed (Average)	34.1									
		10 MPH Pace Speed	30-39									
		Number in Pace	1388									
		Percent in Pace	58.0%									
		Number > 45 MPH	96									
		Percent > 45 MPH	4.0%									

Direction: NB

9/29/2021	> 15 - 20 MPH	> 20 - 25 MPH	> 25 - 30 MPH	> 30 - 35 MPH	> 35 - 40 MPH	> 40 - 45 MPH	> 45 - 50 MPH	> 50 - 55 MPH	> 55 - 60 MPH	> 60 - 65 MPH	> 65 - 70 MPH	Total
12:00 AM	0	1	0	0	3	2	1	0	0	0	0	7
1:00	0	0	0	1	0	1	0	0	0	0	0	2
2:00	0	0	0	1	1	0	0	0	0	0	0	2
3:00	0	0	0	0	0	0	0	0	0	0	0	0
4:00	0	0	0	1	0	1	0	0	0	0	0	2
5:00	0	0	1	0	1	1	0	0	0	0	0	4
6:00	0	2	1	12	7	5	2	0	0	0	0	29
7:00	0	7	8	33	63	36	5	2	0	0	0	156
8:00	0	22	25	12	31	15	6	0	0	0	0	113
9:00	0	18	6	16	32	22	2	1	0	0	0	98
10:00	0	20	16	31	32	18	1	0	0	0	0	121
11:00	1	8	13	36	34	15	2	0	1	0	0	130
12:00 PM	3	8	14	40	59	15	5	1	0	0	0	165
1:00	0	4	15	44	58	18	5	2	0	0	0	166
2:00	4	36	33	64	73	20	6	1	0	0	0	242
3:00	1	35	29	62	69	23	5	0	0	0	0	230
4:00	3	29	25	77	81	28	5	0	0	0	0	255
5:00	3	35	38	61	84	19	3	0	0	0	0	257
6:00	1	28	27	44	53	22	3	1	0	0	0	185
7:00	1	14	13	28	33	15	0	1	0	0	0	110
8:00	1	6	23	13	22	6	0	0	0	0	0	77
9:00	0	6	9	15	10	7	0	0	0	0	0	55
10:00	0	1	4	6	11	2	0	1	0	0	0	29
11:00	0	0	9	1	3	3	0	0	0	0	0	17
Total	18	85	352	283	598	760	51	9	2	0	0	2452
		Percentile	15th	50th	85th	95th						
		Speed	23.8	34.2	39.8	42.9						
	Mean Speed (Average)		33.0									
	10 MPH Pace Speed		30-39									
	Number in Pace		1348									
	Percent in Pace		55.0%									
	Number > 45 MPH		62									
	Percent > 45 MPH		2.5%									
Grand Total	18	85	352	283	598	760	51	9	2	0	0	2452
Stats		Percentile	15th	50th	85th	95th						
		Speed	23.8	34.2	39.8	42.9						
	Mean Speed (Average)		33.0									
	10 MPH Pace Speed		30-39									
	Number in Pace		1348									
	Percent in Pace		55.0%									
	Number > 45 MPH		62									
	Percent > 45 MPH		2.5%									

Direction: Combined

9/29/2021	> 15 - 20 MPH	> 20 - 25 MPH	> 25 - 30 MPH	> 30 - 35 MPH	> 35 - 40 MPH	> 40 - 45 MPH	> 45 - 50 MPH	> 50 - 55 MPH	> 55 - 60 MPH	> 60 - 65 MPH	> 65 - 70 MPH	Total
12:00 AM	0	1	1	0	2	6	8	3	1	0	0	22
1:00	0	1	1	0	1	1	1	0	0	0	0	4
2:00	0	0	0	0	1	2	0	0	0	0	0	3
3:00	0	0	0	0	2	0	0	0	0	0	0	2
4:00	0	1	1	0	2	0	2	0	0	0	0	5
5:00	0	1	2	3	4	9	6	1	1	0	0	27
6:00	0	2	2	4	21	27	15	4	1	0	0	74
7:00	2	11	21	136	168	84	10	4	0	0	0	438
8:00	1	10	33	28	40	83	36	1	0	0	0	240
9:00	1	12	43	12	40	73	36	7	3	0	0	227
10:00	1	11	34	23	48	60	32	0	0	0	0	214
11:00	3	18	47	21	64	78	28	5	0	0	0	267
12:00 PM	4	16	54	22	73	107	25	7	2	0	0	310
1:00	0	11	40	21	67	109	37	8	4	0	0	297
2:00	4	11	64	49	119	182	56	2	0	0	0	505
3:00	1	9	63	39	97	123	47	13	3	1	0	396
4:00	4	16	53	30	110	152	63	14	0	0	0	442
5:00	3	22	66	61	104	162	51	7	0	0	0	476
6:00	1	13	49	39	73	95	39	6	1	0	0	316
7:00	1	12	26	24	60	64	27	5	1	0	0	220
8:00	2	9	29	15	27	49	12	0	0	0	0	143
9:00	0	10	12	11	31	30	16	2	1	0	0	113
10:00	0	2	9	6	17	21	7	2	1	0	0	67
11:00	0	0	10	1	7	13	4	1	0	0	0	36
Total	28	186	650	430	1146	1614	632	126	25	7	0	4844
			15th Percentile	15th	50th	85th	95th					
		Speed	23.7	34.8	40.1	43.6						
		Mean Speed (Average)	33.5									
		10 MPH Pace Speed	30-39									
		Number in Pace	2736									
		Percent in Pace	56.5%									
		Number > 45 MPH	158									
		Percent > 45 MPH	3.3%									
Grand Total	28	186	650	430	1146	1614	632	126	25	7	0	4844
Stats			15th Percentile	15th	50th	85th	95th					
		Speed	23.7	34.8	40.1	43.6						
		Mean Speed (Average)	33.5									
		10 MPH Pace Speed	30-39									
		Number in Pace	2736									
		Percent in Pace	56.5%									
		Number > 45 MPH	158									
		Percent > 45 MPH	3.3%									

